








Patient Stool Record Chart

Bristol Stool Chart

Type 1		Separate hard lumps, like nuts (hard to pass)
Type 2		Sausage-shaped but lumpy
Type 3		Like a sausage but with cracks on the surface
Type 4		Like a sausage or snake, smooth and soft
Type 5		Soft blobs with clear-cut edges
Type 6		Fluffy pieces with ragged edges, a mushy stool
Type 7		Watery, no solid pieces. Entirely Liquid

Diarrhea = abnormally frequent watery stools (type 6 or 7).
Send specimen after 3rd episode of diarrhea in 24 hours

Source: PICNet CDI Toolkit and Clinical Management Algorithm Feb 2013

Patient Name: _____														
Patient ID Number: _____														
Room/Bed Number: _____														
Date	Time	Type/Description (Please refer to stool chart and tick all that apply)										Color	No BM	Initials
		1	2	3	4	5	6	7	M	B	O			
M = Mucus present B=Blood present O = Offensive odour														