

# Update Smartcard Certificate

Acronym List.....	ii
Review History.....	ii
Version History.....	ii
Update Smartcard Certificate from Smartcard Enabled Device .....	1

## Acronym List

eHS	eHealth Saskatchewan
SHA	Saskatchewan Health Authority
VDI	Virtual Desktop Infrastructure
Smartcard	Staff ID card as well as an Access card

## Review History

Reviewed by	Review Date	Reason

## Version History

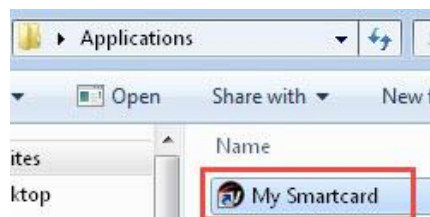
Version	Implemented by	Revision Date	Approval	Reason
1.1	KBA – Nikki Zwirsky	May 27, 2021		Create for fSunrise Update Smartcard Certificate
1.2	KBA- Nikki Zwirsky	June 29, 2021		Update step

## Update Smartcard Certificate from Smartcard Enabled Device

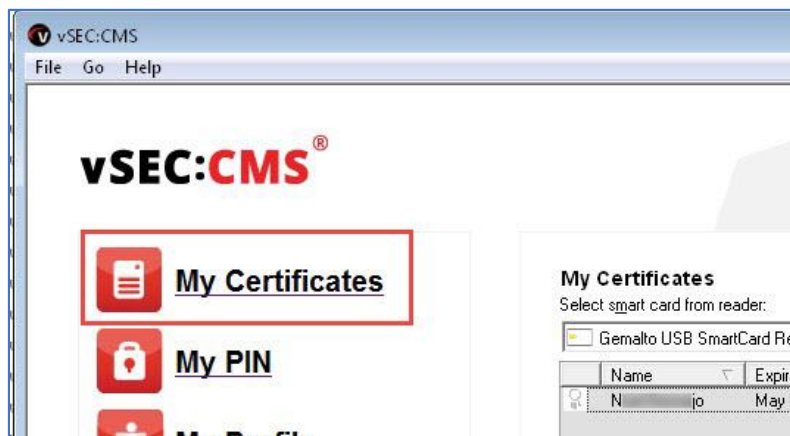
1. Log into your VDI using your Smartcard at one of the fSunrise facilities.
2. To update your Smartcard certificate, complete the following steps:
  - a. Open the **Applications** folder from your desktop.



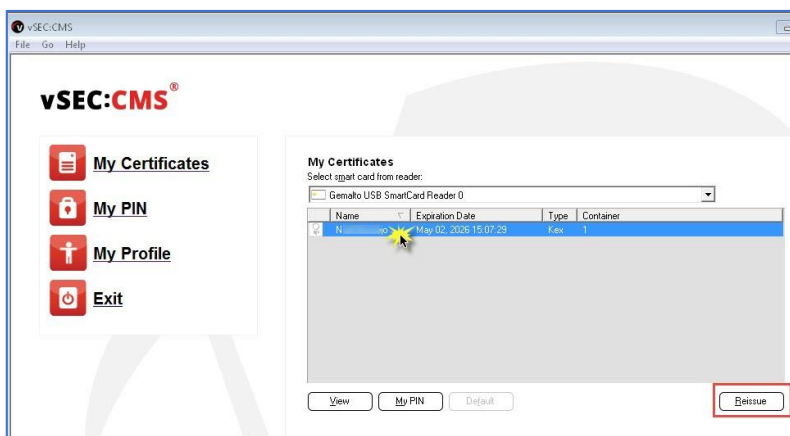
- b. Double-click **My Smartcard**.



- c. Click **My Certificates** and verify the Smartcard is under your name.

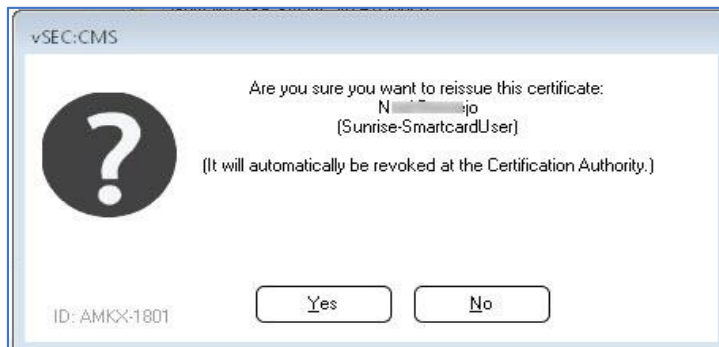


- d. Highlight your name and then click the **Reissue** button.



**NOTE:** If you do not see the **Reissue** button, the window could be too small, hiding the button. Enlarge/maximize the window to resolve this.

- e. Click **Yes** when you are sure.



- f. Enter your own 4-digit PIN. Click **OK**.



**NOTE:** The Expiration Date changed to a future date.



If there are any issues in the process, please contact the **eHealth Service Desk** at **1-888-316-7446** to open a ticket and it will be directed to someone who can assist you.

[Return to first page](#)