

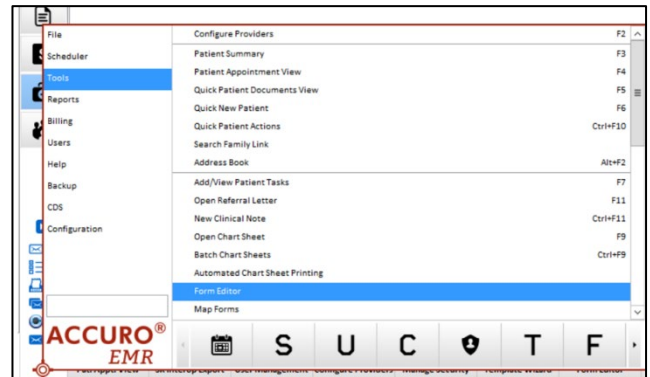
Access RMS Forms in QHR / Accuro

Below are the steps to follow to access RMS Forms in QHR / Accuro EMR:

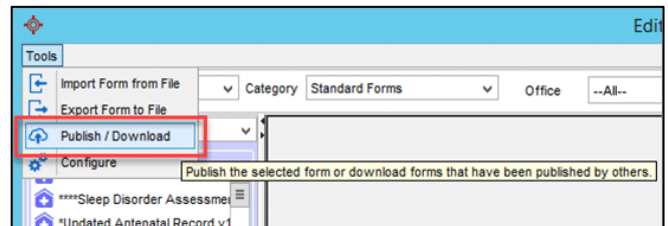
1. To search the Form Repository for premade forms, Open the **Accuro Start Menu > Tools > Form Editor**



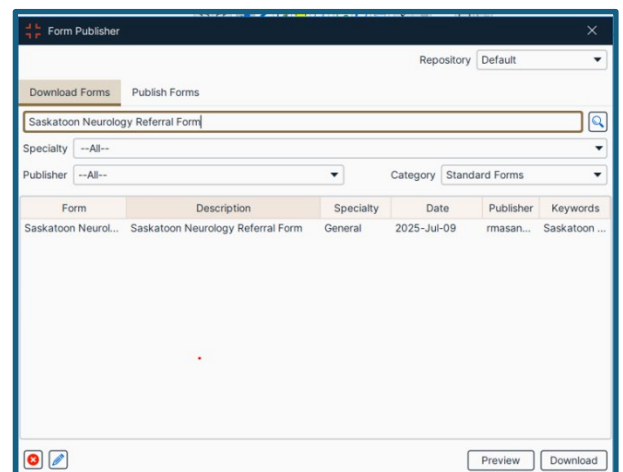
2. Click the **Tools** option in the left panel



3. Click **Publish / Download**



4. Search for the required form in the Form Publisher window. Search by typing **RMS** for pooled referral forms



5. Select a form from the list, then click **Download**.

Note: Click **Preview** to view a form in a separate window before downloading.