



2009
Annual Statistical Report

TABLE OF CONTENTS

1.	LIST OF TABLES	4
2.	TERMS AND DEFINITIONS	5
3.	INTRODUCTION	6
4.	POPULATION	7
5.	BIRTHS.....	8
6.	DEATHS	10
7.	NATURAL INCREASE IN POPULATION	14
8.	MARRIAGES.....	15
9.	DIVORCES	16
10.	ADOPTIONS	16
11.	LEGAL CHANGES OF NAMES	16
12.	DOCUMENTS ISSUED.....	17

VITAL STATISTICS
ANNUAL STATISTICAL REPORT
For the year 2009

1. LIST OF TABLES

TABLE 1: Vital Statistics Definitions.....	5
TABLE 2: Summary of Saskatchewan Vital Statistics 2005-2009	6
TABLE 3: Annual Saskatchewan Population and Growth Rates	7
TABLE 4 AND 5: Saskatchewan Birth Rate Comparison	8
TABLE 6 AND 7: Saskatchewan Stillbirth Rate Comparison	9
TABLE 8 AND 9: Saskatchewan Death Rate Comparison	10
TABLE 10 AND 11: Age Specific Death Rates.....	10
TABLE 12: Number of Deaths by Cause	11
TABLE 13: Natural Increase in Population	14
TABLE 14 AND 15: Saskatchewan Marriage Rate Comparison	15
TABLE 16: Vital Statistics Certificates Issued	17

2. TERMS AND DEFINITIONS

The summary of definitions and the method of computing rates used in this report are given below:

Table 1: Vital Statistics Definitions

Definitions	
Population	This report contains information from Statistics Canada as of January 1 of the following year (i.e. 2009 number is population at January 1, 2010).
Live Births	Infants born alive (i.e. excludes stillbirths).
Crude Rate	Live Births per 1,000 population
Deaths	Deaths excluding stillbirths.
Crude Rate	Deaths per 1,000 population
Natural Increase	Excess of live births over deaths.
Crude Rate	Natural increase per 1,000 population
Stillbirths	Fetal deaths occurring after at least 20 weeks pregnancy or after attaining a weight of at least 500 grams.
Crude Rate	Stillbirths per 1,000 population
Marriages	Solemnized marriages.
Crude Rates	Marriages per 1,000 population

3. INTRODUCTION

The Vital Statistics Annual Statistical Report represents a concise report of those vital events which occurred in Saskatchewan during the calendar year. The Report has been prepared in accordance with the requirements of subsections 50(1) and 50(2) of *The Vital Statistics Act, 1995*.

The Vital Statistics Annual Statistical Report records vital events that occurred in Saskatchewan in 2009. It includes, for example, births to Saskatchewan residents who were in the province at the time of giving birth, as well as residents of other provinces or countries who were in Saskatchewan at the time of giving birth.

The data in this report is based on original registration forms and do not include amendments.

Table 2: Summary of Saskatchewan Vital Statistics 2005-2009

Item	2005	2006	2007	2008	2009
Population*	992,295	994,193	1,007,507	1,022,258	1,038,018
Live Births	12,111	12,436	13,452	13,974	14,525
Crude Rate	12.2	12.5	13.4	13.7	14.0
Deaths	8,852	9,102	9,107	9,313	9,060
Crude Rate	8.9	9.1	9.0	9.1	8.7
Natural Increase	3,259	3,334	4,345	4,661	5,465
Crude Rate	3.2	3.4	4.3	4.5	5.3
Stillbirths	75	82	114	81	115
Crude Rate	6.2	6.6	8.5	5.8	7.9
Marriages	5,125	5,160	5,239	5,339	5,111
Crude Rate	5.2	5.2	5.2	5.2	4.9
Divorces and Annulments	1,925	1,953	1,832	1,848	1,976

* As of January 1 of the following year (i.e. 2009 number is population at January 1, 2010).

4. POPULATION

A. The Historical Trend

The estimated population of 1,038,018 as of January 1, 2010 is an increase of 15,760 persons since January 1, 2009.

Table 3: Annual Saskatchewan Population and Growth Rates

Year	Population	Growth Rate
January 1, 2001	1,003,469	
January 1, 2002	998,827	-0.46 %
January 1, 2003	996,338	-0.25 %
January 1, 2004	996,754	0.04 %
January 1, 2005	996,047	-0.07 %
January 1, 2006	992,295	-0.38 %
January 1, 2007	994,193	0.19 %
January 1, 2008	1,007,507	1.34 %
January 1, 2009	1,022,258	1.46 %
January 1, 2010	1,038,018	1.54 %

Source: Statistics Canada

5. BIRTHS

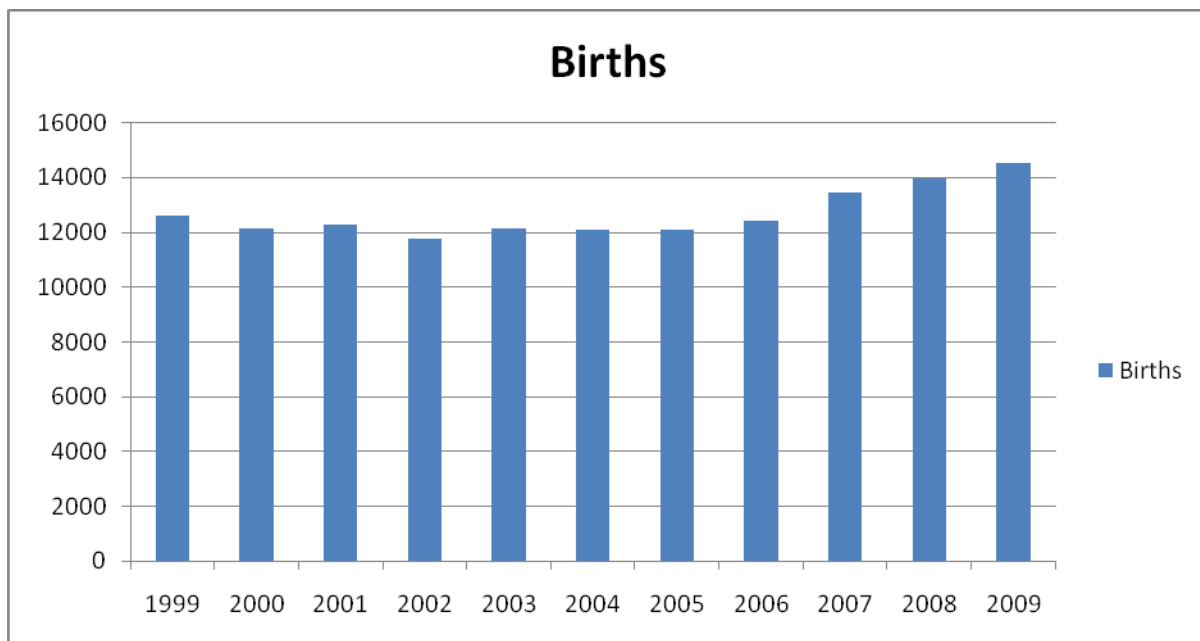
A. Live Births

During the year 2009, a total of 14525 live births occurred in the province of Saskatchewan. This total includes births to Saskatchewan mothers residing in the province at the time of giving birth and those births occurring to mothers who normally reside outside the province but who were in Saskatchewan at the time of giving birth.

The total of 14525 live births represents a crude birth rate of 14.0 live births per 1,000 population, which is higher than last year's birth rate of 13.7.

Table 4 and 5: Saskatchewan Birth Rate Comparison

Births Per Year										
1999	2000	2001	2002	2003	2004	2005	2006	2007	2008	2009
12620	12140	12282	11787	12144	12079	12111	12436	13452	13974	14525

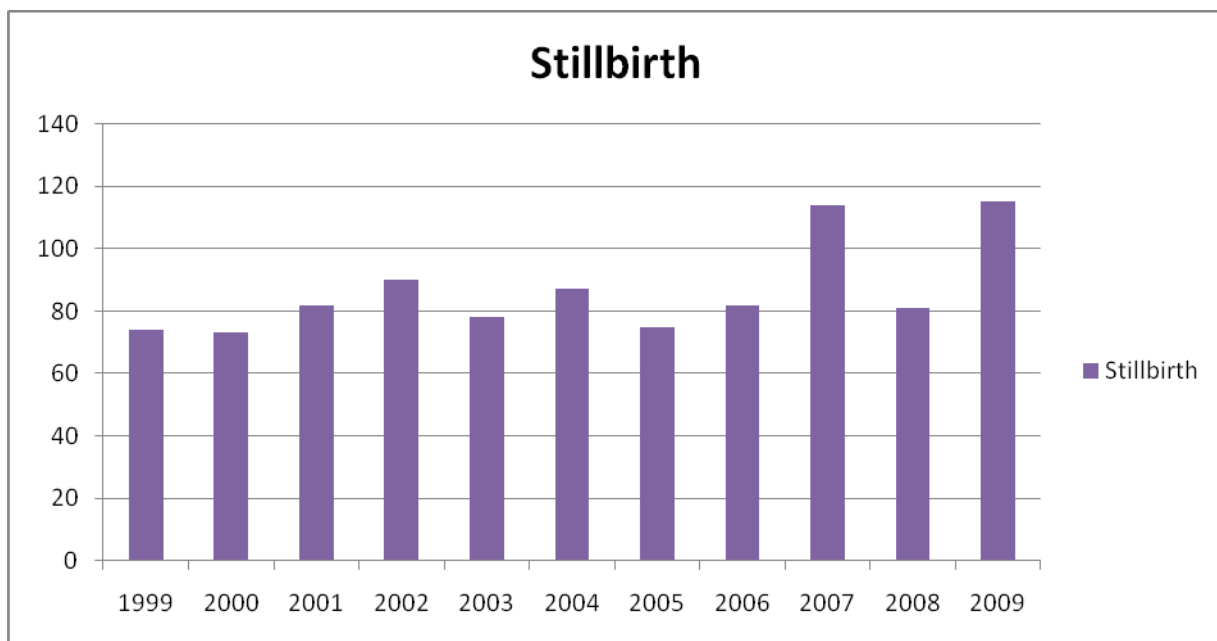


B. Stillbirths

During the year 2009, a total of 115 stillbirths occurred in Saskatchewan. The 115 stillbirths occurred after at least 20 weeks of pregnancy or after attaining a weight of at least 500 grams. The total of 115 stillbirths represents a crude birth rate of 7.9 stillbirths per 1,000 live births.

Table 6 and 7: Saskatchewan Stillbirth Rate Comparison

Stillbirths Per Year										
1999	2000	2001	2002	2003	2004	2005	2006	2007	2008	2009
74	73	82	90	78	87	75	82	114	81	115



6. DEATHS

During the year of 2009, a total of 9060 deaths occurred in the province. This represents a crude death rate of 8.7 deaths per 1,000 population.

Table 8 and 9: Saskatchewan Death Rate Comparison

Deaths Per Year										
1999	2000	2001	2002	2003	2004	2005	2006	2007	2008	2009
9049	8965	8818	8900	9013	8889	8852	9102	9107	9313	9060

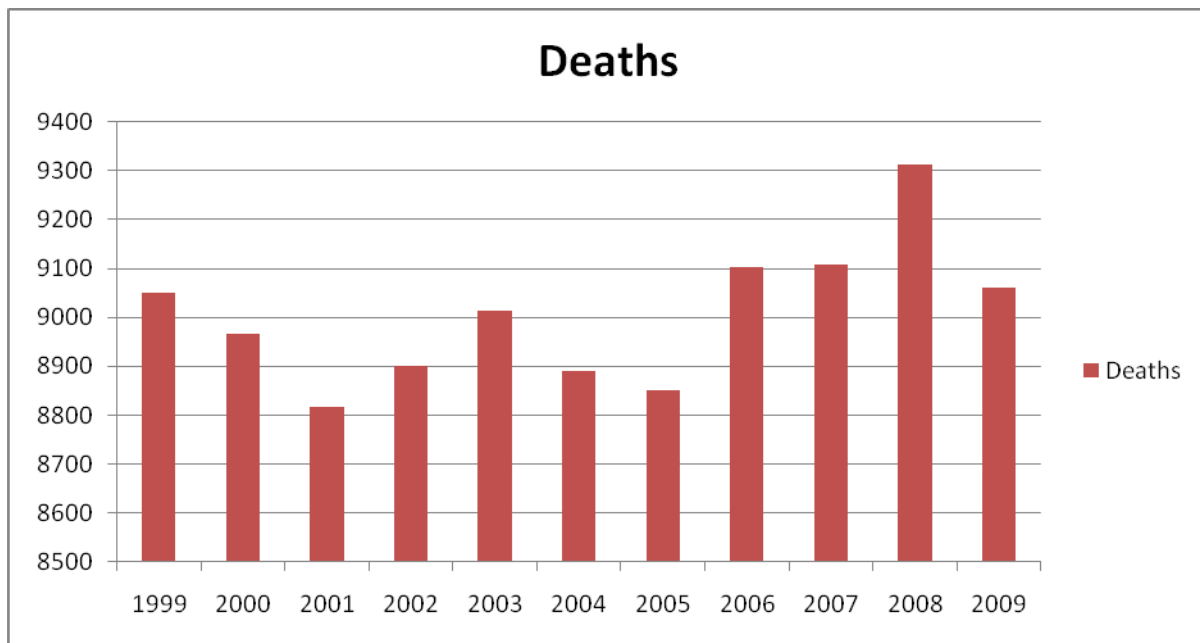


Table 10 and 11: Age Specific Death Rates

Year	Under 5	5 to 14	15 to 24	25 to 44	45 to 64	65 and Over	Total
1999	108	39	99	356	1099	7348	9049
2000	96	37	122	360	1067	7283	8965
2001	86	20	116	329	1095	7172	8818
2002	74	41	115	307	1119	7244	8900
2003	84	25	125	347	1106	7326	9013
2004	85	24	114	337	1187	7142	8889
2005	117	19	140	300	1186	7090	8852
2006	95	15	132	339	1210	7311	9102
2007	98	29	130	287	1244	7319	9107
2008	113	26	123	366	1336	7349	9313
2009	114	22	135	334	1355	7100	9060
Total	1070	297	1351	3662	13004	79684	99068

	Under 5	5 to 14	15 to 24	25 to 44	45 to 64	65 and Over
Minimum	74	15	99	287	1067	7090
Maximum	117	41	140	366	1355	7349
Median	96	25	123	337	1186	7283
Mean	978.27273	27	122.8182	332.9091	1182.182	7244

Table 12: Number of Deaths by Cause

Cause of Death	Number of Deaths
1 Salmonella infections	0
2 Shigellosis and amebiasis	0
3 Certain other intestinal infections	27
4 Respiratory tuberculosis	3
5 Other tuberculosis	1
6 Whooping cough	1
7 Scarlet fever and erysipelas	0
8 Meningococcal infection	0
9 Septicemia	80
10 Syphilis	0
11 Acute poliomyelitis	0
12 Arthropod-borne viral encephalitis	0
13 Measles	0
14 Viral hepatitis	7
15 Human immunodeficiency virus (HIV) disease	20
16 Malaria	0
17 Other and unspecified infectious and parasitic diseases and their sequelae	18
18 Malignant neoplasms of lip, oral cavity and pharynx	24
19 Malignant neoplasm of esophagus	55
20 Malignant neoplasm of stomach	55
21 Malignant neoplasms of colon, rectum and anus	217
22 Malignant neoplasms of liver and intrahepatic bile ducts	53
23 Malignant neoplasm of pancreas	132
24 Malignant neoplasm of larynx	9
25 Malignant neoplasms of trachea, bronchus and lung	578
26 Malignant melanoma of skin	24
27 Malignant neoplasm of breast	139
28 Malignant neoplasm of cervix uteri	27
29 Malignant neoplasms of corpus uteri and uterus, part unspecified	18
30 Malignant neoplasm of ovary	47
31 Malignant neoplasm of prostate	175
32 Malignant neoplasms of kidney and renal pelvis	53
33 Malignant neoplasm of bladder	63
34 Malignant neoplasms of meninges, brain and other parts of central	54

nervous system	
35 Hodgkin's disease	1
36 Non-Hodgkin's lymphoma	83
37 Leukemia	79
38 Multiple myeloma and immunoproliferative neoplasms	48
39 Other and unspecified malignant neoplasms of lymphoid, hematopoietic and related tissue	0
40 All other and unspecified malignant neoplasms	282
41 In situ neoplasms, benign neoplasms and neoplasms of uncertain or unknown behavior	88
42 Anemias	24
43 Diabetes mellitus	331
44 Malnutrition	7
45 Other nutritional deficiencies	1
46 Meningitis	1
47 Parkinson's disease	55
48 Alzheimer's disease	182
49 Acute rheumatic fever and chronic rheumatic heart diseases	15
50 Hypertensive heart disease	46
51 Hypertensive heart and renal disease	3
52 Acute myocardial infarction	428
53 Other acute ischemic heart diseases	21
54 Atherosclerotic cardiovascular disease, so described	222
55 All other forms of chronic ischemic heart disease	584
56 Acute and subacute endocarditis	4
57 Diseases of pericardium and acute myocarditis	3
58 Heart failure	311
59 All other forms of heart disease	317
60 Essential (primary) hypertension and hypertensive renal disease	102
61 Cerebrovascular diseases	533
62 Atherosclerosis	30
63 Aortic aneurysm and dissection	38
64 Other diseases of arteries, arterioles and capillaries	31
65 Other disorders of circulatory system	6
66 Influenza	6
67 Pneumonia	234
68 Acute bronchitis and bronchiolitis	1
69 Unspecified acute lower respiratory infection	9
70 Bronchitis, chronic and unspecified	1
71 Emphysema	19
72 Asthma	0
73 Other chronic lower respiratory diseases	347
74 Pneumoconioses and chemical effects	0
75 Pneumonitis due to solids and liquids	43

76 Other diseases of respiratory system	107
77 Peptic ulcer	17
78 Diseases of appendix	2
79 Hernia	14
80 Alcoholic liver disease	37
81 Other chronic liver disease and cirrhosis	41
82 Cholelithiasis and other disorders of gallbladder	11
83 Acute and rapidly progressive nephritic and nephrotic syndrome	0
84 Chronic glomerulonephritis, nephritis and nephritis not specified as acute or chronic, and renal sclerosis unspecified	5
85 Renal failure	182
86 Other disorders of kidney	0
87 Infections of kidney	5
88 Hyperplasia of prostate	4
89 Inflammatory diseases of female pelvic organs	0
90 Pregnancy with abortive outcome	0
91 Other complications of pregnancy, childbirth and the puerperium	0
92 Certain conditions originating in the perinatal period	32
93 Congenital malformations, deformations and chromosomal abnormalities	32
94 Symptoms, signs and abnormal clinical and laboratory findings, not elsewhere classified	142
95 All other diseases (Residual)	1087
96 Motor vehicle accidents	126
97 Other land transport accidents	3
98 Water, air and space, and other and unspecified transport accidents and their sequelae	9
99 Falls	164
100 Accidental discharge of firearms	0
101 Accidental drowning and submersion	3
102 Accidental exposure to smoke, fire and flames	6
103 Accidental poisoning and exposure to noxious substances	40
104 Other and unspecified nontransport accidents and their sequelae	71
105 Intentional self-harm (suicide) by discharge of firearms	35
106 Intentional self-harm (suicide) by other and unspecified means and their sequelae	103
107 Assault (homicide) by discharge of firearms	3
108 Assault (homicide) by other and unspecified means and their sequelae	19
109 Legal intervention	0
110 Discharge of firearms, undetermined intent	0
111 Other and unspecified events of undetermined intent and their sequelae	6
112 Operations of war and their sequelae	0
113 Complications of medical and surgical care	24
900 Unknown	305
999 Totals	9051

7. NATURAL INCREASE IN POPULATION

In 2009, the natural increase was 9,060 and the estimated actual increase was 15,760 giving rates per 1,000 population of 5.3 and 15.2 respectively.

Table 13: Natural Increase in Population

Year	Population	Live Births	Deaths	Natural Increase		Estimated Actual Increase	
				Number	Crude Rate	Number	Crude Rate
2005	992,295	12,111	8,852	3,259	3.2	-3,752	-3.8
2006	994,193	12,436	9,102	3,334	3.4	1,898	1.9
2007	1,007,507	13,452	9,107	4,345	4.3	13,314	13.2
2008	1,022,258	13,974	9,313	4,661	4.5	14,751	14.4
2009	1,038,018	14,525	9,060	5,465	5.3	15,760	15.2

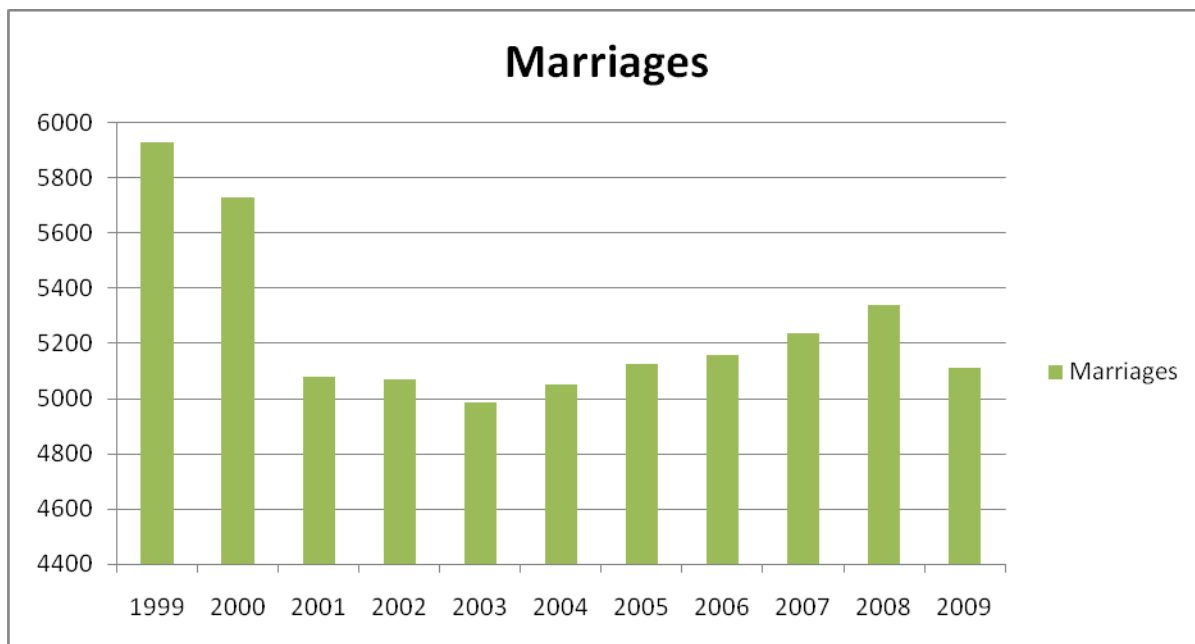
8. MARRIAGES

During the year of 2009, a total of 5,111 marriages were solemnized in Saskatchewan. This represents a crude rate of 4.9 marriages per 1,000 population.

Of those 5,111 marriages registered in Saskatchewan in 2009, 29 of those marriages were between same sex partners.

Table 14 and 15: Saskatchewan Marriage Rate Comparison

Marriages Per Year										
1999	2000	2001	2002	2003	2004	2005	2006	2007	2008	2009
5928	5728	5079	5072	4985	5050	5125	5160	5239	5339	5111



9. DIVORCES

In 2009, a total of 1,976 divorces were registered in Saskatchewan at the time of publication. This may not represent the total number of petitions filed in 2009, as some petitions may not yet be finalized.

10. ADOPTIONS

There were 113 adoptions registered in Saskatchewan from January 1, 2009 to August 31, 2009. On August 31, 2009, the portions of *The Vital Statistic Act, 2009* that related to live birth were proclaimed. With that proclamation, the Vital Statistics Registry stopped registering adoption orders. Changes pursuant to adoption orders in parentage, names etc. will continue to occur in the Vital Statistics Registry. The total of 113 adoptions registered includes out-of-province adoptions of persons born in Saskatchewan, as well as adoptions in Saskatchewan of persons born elsewhere.

11. LEGAL CHANGES OF NAMES

During 2009, a total of 1,007 legal change of name applications were registered in Saskatchewan. This represents an increase from the 906 change of name applications that were registered in 2008. The number of applications does not reflect the number of persons who changed their name as each application may affect more than one person and in some cases, an entire family.

12. DOCUMENTS ISSUED

In 2009, there were 68,734 certificates issued from the Vital Statistics Registry. This was a decreased of 8% from the 74,732 certificates that were issued in 2009.

Table 16: Vital Statistics Certificates Issued

Document Type	2007	2008	2009
Birth Certificates	67,270	62,007	55,992
Death Certificates	5,793	5,804	5,868
Marriage Certificates	6,612	6,921	6,874
Total	79,675	74,732	68,734