

Register for MySaskHealthRecord

To register for MySaskHealthRecord, we suggest using a desktop or laptop computer for optimal experience. To log in after successful registration, computers and mobile devices (e.g. smart phone and tablets browsers) can be used.

1. **Create a Saskatchewan.ca account** by going to [MySaskHealthRecord](https://my.saskhealthrecord.ca) and clicking “Create Account”. (Attention: If you already have a Saskatchewan.ca account, please skip to Step 8).

IMPORTANT: All persons tested for COVID-19 should continue isolation as directed, regardless of test results.

Stay up to date on new info to your MySaskHealthRecord account by signing up for email notifications. If you have any questions, please check out the FAQ page.

MySaskHealthRecord

- Home
- Register for Your Account
- Access Your Child's MySaskHealthRecord
- Health Care Providers
- Frequently Asked Questions (FAQs)
- Contact Us

LOG IN

Register For Your Account

To register for MySaskHealthRecord, you must:

- Be 14 years of age or older AND
- Have a valid SIN (except those of SIN 000 000 000) AND
- Have an email address AND
- Have your own individual credit address.

For detailed instructions on how to register for MySaskHealthRecord, follow this [View the Registration Guide](#).

For detailed instructions on how to print COVID-19 results for MySaskHealthRecord, follow this [View the FAQ Guide](#).

1

Create a Saskatchewan.ca Account

eHealth Saskatchewan has partnered with the Government of Saskatchewan to provide citizens with a single username and password to access government services, including MySaskHealthRecord. In order to register for MySaskHealthRecord, you must create a Saskatchewan.ca account.

To create your Saskatchewan.ca account, please click on "Create Account" below.

IMPORTANT: Once you have activated your Saskatchewan.ca account, or if you already have an account, please return to eHealthSask.ca and continue with your MySaskHealthRecord registration at Step 40 below.

CREATE ACCOUNT

2. **Complete the following fields:** First Name, Last Name, Email Address, Username, and Password.

Choose Account Details

Use a unique username and your email address to identify your Saskatchewan Account.

First Name

Middle Name

Optional

Last Name

Email Address

Username

Password

Show

Choose a password at least 8 characters long.
It must contain at least three of the following:

- Uppercase (A-Z)
- Lowercase (a-z)
- Numbers (0-9)
- Special characters (such as # \$! @ * & % etc)

3. **Choose a four digit “Saskatchewan Support Code”.** This is a helpful way for the Government of Saskatchewan’s customer service line to verify your Saskatchewan.ca account if you contact them for assistance.

Saskatchewan Support Code

Choose a 4 digit code. Saskatchewan support codes are a helpful way for customer service to locate and verify your account when you contact us.

Show


4. **Accept the Government of Saskatchewan’s “Terms of Use”** by checking the “I hereby accept and acknowledge” checkbox. Next, check the “I’m not a robot” checkbox to complete verification. Then, select the “Continue” button.

The screenshot shows a web form titled "Terms of Use". At the top, there is a checkbox labeled "I hereby accept and acknowledge:". Below this, there is a list of terms and conditions. At the bottom of the form, there is another checkbox labeled "I'm not a robot" next to a reCAPTCHA logo. Below these checkboxes are two buttons: "Back" and "Continue".

Terms of Use

☐ I hereby accept and acknowledge:

- The Saskatchewan Terms of Use and Privacy Policy
- I am providing my personal information to the Government of Saskatchewan's Ministry of Central Services ("Central Services") to create a Saskatchewan Account
- I consent to Central Services releasing this personal information to other Government of Saskatchewan entities/agencies if I request to use services offered by those entities/agencies.
- This consent remains valid unless I revoke it through written instruction to onlineservices@gov.sk.ca.
 - If I revoke my consent, I understand that I may not be able to access my Saskatchewan Account and the connected online services until I provide the required consent.
 - I authorize the Ministry of Central Services to notify other Government of Saskatchewan Ministries/Agencies of such revocation.
- It is my responsibility to keep my Saskatchewan Account up to date with my latest and most relevant profile information (e.g. name, address, phone number, email).
- If I am using a Saskatchewan Account assigned to me by an account administrator in the case of a business profile, different or additional terms may apply and the account administrator may access, modify or limit my ability to access that business profile.
- In connection with my use of the Saskatchewan Account, the Government of Saskatchewan may send me messages and other information from time to time. I may opt out of some of these communications.

☐ I'm not a robot 

[Privacy - Terms](#)

[Back](#) [Continue](#)

5. A **“Check Your Email”** message will display on your screen. Upon seeing this message, sign into the email address you used to register your Saskatchewan.ca account.

The screenshot shows a message box with the title "Check Your Email". The text inside the box provides instructions on how to verify the Saskatchewan Account, including checking the email inbox, clicking the link in the email, and checking junk/spam folders if the email is not received. There is a link to "Return to Saskatchewan Account login".

Check Your Email

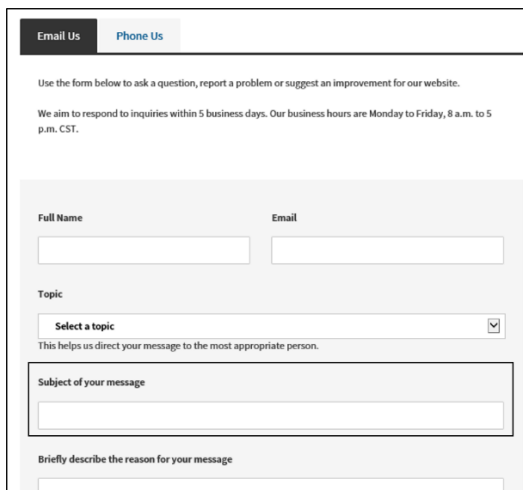
We've sent you an email to verify your Saskatchewan Account.

Click the link in the email and sign in to activate your Saskatchewan Account.

If you don't see the email, check your junk or spam folders.

[Return to Saskatchewan Account login.](#)

Attention: The activation email may take up to 10 minutes before it arrives in your email inbox. If you do not receive an activation email in your email inbox, please check your junk/spam folder for the activation email. If you are missing the activation email, try registering again and ensure the correct email address was entered. You can also request the activation email be resent by going to [Saskatchewan.ca/contact-us website](https://saskatchewan.ca/contact-us). In the online form (sample next page), enter the subject as: “Missing Activation Link” and request that the activation link email be sent again to the registered email address.



The form has two tabs: "Email Us" (selected) and "Phone Us". Below the tabs, it says: "Use the form below to ask a question, report a problem or suggest an improvement for our website. We aim to respond to inquiries within 5 business days. Our business hours are Monday to Friday, 8 a.m. to 5 p.m. CST."

Fields include:

- Full Name (text input)
- Email (text input)
- Topic (dropdown menu with "Select a topic" and a checkmark icon)
- Subject of your message (text input)
- Briefly describe the reason for your message (text input)

6. Open the email from no-reply@saskatchewan.ca titled "Activate Your Saskatchewan Account" and select "Click this link to sign in and activate your Saskatchewan Account".



7. "Your account has been successfully activated" is the message you will receive after selecting the link to activate your Saskatchewan.ca.

Attention: Upon receiving this message, close the Saskatchewan.ca webpage (DO NOT log into your Saskatchewan.ca account at this time).



8. Visit **eHealthSask.ca** and select the **MySaskHealthRecord** tab (eHealthSask.ca/MySaskHealthRecord). Continue with your MySaskHealthRecord registration by selecting the “Validate Identity” button in **Step 2**.

2

Validate Your Identity

In order to register for MySaskHealthRecord, you will need to validate your name, date of birth, Saskatchewan residency and Health Services Number (HSN) using your SGI driver's licence or SGI photo ID card as well as your Saskatchewan health card.

To start your identity validation process, please click on “Validate Identity” below.

VALIDATE IDENTITY

9. Sign into your **Saskatchewan.ca** account using your Saskatchewan.ca username and password.

Saskatchewan Account Login

Email or Username

Password

Show

Forgot Password?

Sign In


Or

Create Account

A Saskatchewan Account provides simple and secure access to government online services.

About Saskatchewan.ca Account

Watch later Share



10. On the “**My Services**” page, select “Use Service” in the MySaskHealthRecord box.

My Services

Access a range of health online services by linking them to your account.

MySaskHealthRecord

Access to your personal health information

Use Service

11. Scroll to the bottom of the MySaskHealthRecord Terms and Conditions, select “I consent”.

1 Accept Terms and Conditions

MySaskHealthRecord Terms and Conditions



12. Review the list of “Prerequisites” for MySaskHealthRecord and select “Next”.

✓ Accept Terms and Conditions

2 Prerequisites

To use this service we need to know a little more about you, please click “Next” to answer a few questions.

Has verified identity using SGI details	On-boarding required
Has verified identity using SK health card details	On-boarding required
Has created MySaskHealthRecord account	On-boarding required

Back Next

3 Notification Settings

Unlink Service
“Unlink Service” removes the service from your account. This will not delete your MySaskHealthRecord data.

13. Complete the following fields: Last Name, Given Names, Customer Number, and Validation Number to verify your SGI photo ID details. Select the “Consent to Disclose” checkbox. Select “Next”. Your last name **must match** on both the SGI photo ID and the Saskatchewan health card. Enter your full given names as they appear on your SGI photo ID. This may include a middle initial or middle name.

Validate Your Account

Use your Saskatchewan Government Insurance (SGI) issued identification to validate your eHealth Account. Your personal information is strictly used for validation of this service.

SGI Validation Details

Enter your Name, Customer Number and Validation Number as it appears on your SGI Driver's Licence or SGI Non-driver Photo ID.

Last Name

Given Names

Customer Number

Validation Number

Consent to Disclose:

☐ I consent to the disclosure of my SGI issued driver's licence or photo ID information to enable eHealth Saskatchewan to validate eHealth Account. eHealth does not receive any specific information about you or where you live. We only receive general confirmation that you meet the minimum age requirements and are a resident of Saskatchewan. I certify that the driver's licence or photo ID information provided is my personal information.

Finding your Customer Number

You can find the Customer Number on the front of your SGI-issued Driver's Licence or Identity Card (see 2 below).



Finding your Validation Number

For cards issued before April 2018

You can find the Validation Number on the front of SGI-issued Driver's Licence or Identity Card (see 2 above).

For cards issued after April 2018

You can find the Validation Number on the back of SGI-issued Driver's Licence or Identity Card (see below).



Attention: Please ensure your SGI photo ID is the most recent issued ID that you have, and that you are entering your given name exactly as seen on the card. If you are still receiving errors, then consider using the online assistant at eHealthSask.ca/MySaskHealthRecord and type in “SGI error”.

14. Review the list of “Prerequisites” for MySaskHealthRecord and select “Next”.

✓ Accept Terms and Conditions

2 Prerequisites

Thank you, we have all the details we need. Please click “Next” to continue.

Has verified identity using SGI details ☒ Saskatchewan Government Insurance

Has verified identity using SK health card details ☐

Has created MySaskHealthRecord account ☐

Back Next

3 Notification Settings

Unlink Service
“Unlink Service” removes the service from your account. This will not delete your MySaskHealthRecord data.

15. Verify your Health Card information and select “Next”. Please ensure you enter your full name. Do not use initials or short form names. Please do not add spaces in the Health Card number or postal code.

Attention: Your information will be verified against details associated with your Saskatchewan health card. If changes are required to your health card information, please visit [eHealthSask.ca/residents/health-cards](https://www.ehealthsask.ca/residents/health-cards/Pages/Update-or-Replace-a-Health-Card.aspx) Any updates to your health card information will require 24 hours before changes take effect, so please wait for at least 24 hours before continuing with your registration.

2 Prerequisites

The following information must match the information associated with your Saskatchewan health card.

Please note that longer names may be shortened to fit on Saskatchewan health cards. For example, the name MaryAnne Poppins may display on the health card as “MaryAn Poppin”, but “MaryAnne Poppins” should be used to complete the fields below.

If you need to update your Saskatchewan health card information, you can visit <https://www.ehealthsask.ca/residents/health-cards/Pages/Update-or-Replace-a-Health-Card.aspx>. Please allow at least 24 hours for any updates or changes to take effect.

First Name

Middle Name
 Optional

Last Name

Date of Birth (yyyy-mm-dd) Health Card Number Phone Number Optional

Mailing Address

City / Town / RM Postal Code / ZIP Code Province

Back Next

16. Review the list of **“Prerequisites”** for MySaskHealthRecord and select **“Next”**.

✓ Accept Terms and Conditions

2 Prerequisites

Thank you, we have all the details we need. Please click “Next” to continue.

Has verified identity using SGI details

✓ Saskatchewan Government Insurance

Has verified identity using SK health card details

✓ Completed

Has created MySaskHealthRecord account

Back

Next

3 Notification Settings

Unlink Service

“Unlink Service” removes the service from your account. This will not delete your MySaskHealthRecord data.

17. The following **“Account Activity”** message will be displayed after entering your PIN. Review and select **“Next”**.

2 Prerequisites

Account Activity

eHealth Saskatchewan will send a reminder to your primary email address on file upon any changes to your MySaskHealthRecord access.

If you do not login to your MySaskHealthRecord account for a thirteen month period, your account will be suspended. You will be required to phone the Help Desk at 1-844-767-8259 to reactivate your account.

If you do not login to your MySaskHealthRecord account for a further six months following account suspension, your account will be terminated and any data associated with your MySaskHealthRecord will be removed.

All questions associated with MySaskHealthRecord account suspensions and terminations should be directed to the Help Desk at 1-844-767-8259.

Back

Next

18. You will receive confirmation that all the prerequisite information is complete. Select “Next”.

2 Prerequisites

Thank you, we have all the details we need. Please click "Next" to continue.

Has verified identity using SGI details	✓	Saskatchewan Government Insurance
Has verified identity using SK health card details	✓	
Has created MySaskHealthRecord account	✓	

[Back](#) [Next](#)

19. Select “Next” on the “Notification Settings” page.

3 Notification Settings

Please let us know how you would like to be alerted to any notifications regarding your account. No private or sensitive information will be sent in these messages.

By Email ☒

By SMS ☐

[Back](#) [Next](#)

20. Your MySaskHealthRecord application is now complete. Select “Apply”.

✓ Accept Terms and Conditions

✓ Prerequisites

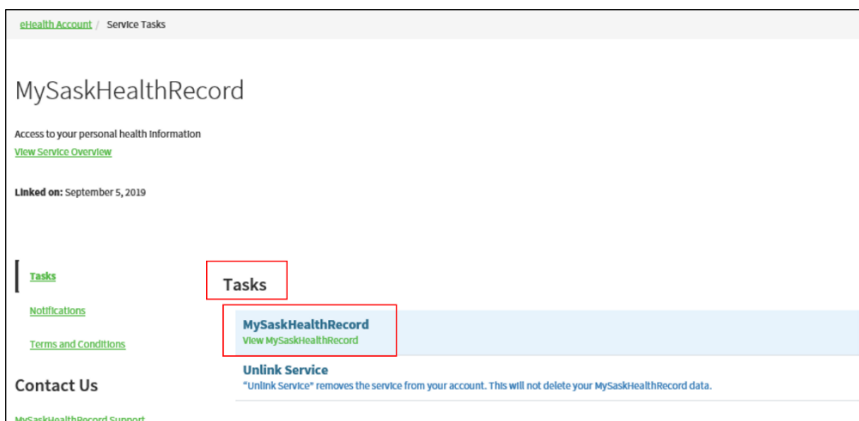
✓ Notification Settings

4 Your application has been completed

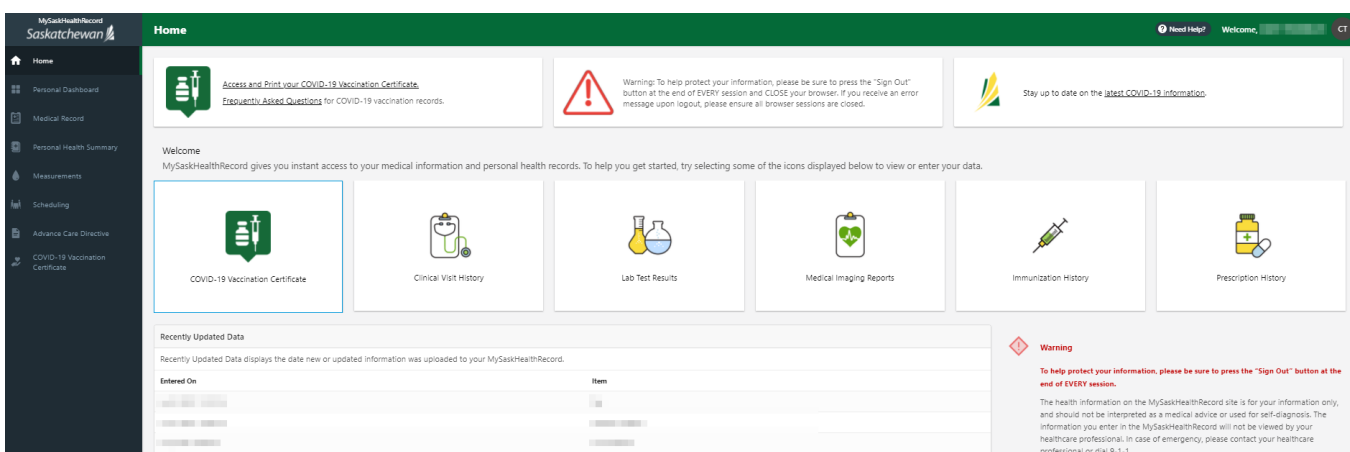
[Back](#) [Apply](#)

21. Under the heading “Tasks”, select “View MySaskHealthRecord”.

Attention: Please allow up to 24 hours before provincial data is available.



22. You now have access to MySaskHealthRecord to view your personal health information.

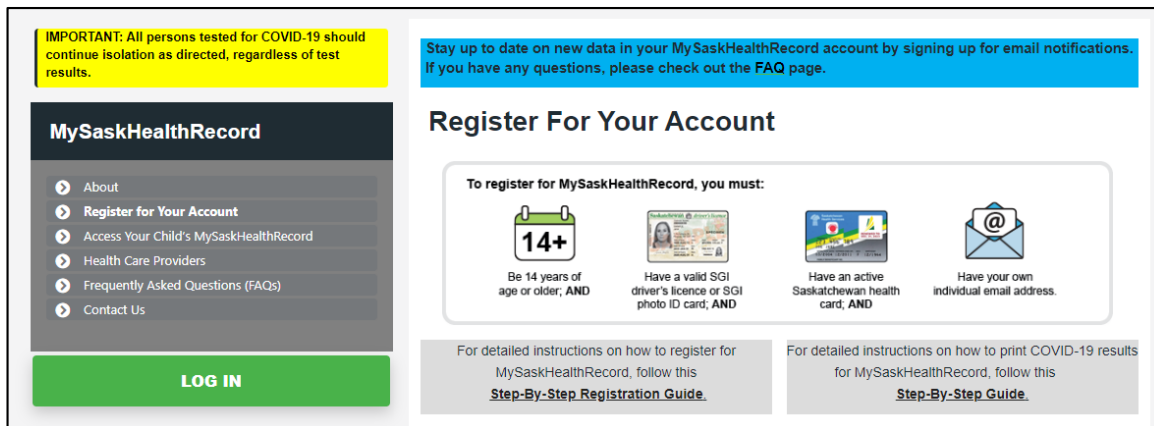


Logging into MySaskHealthRecord

1. Visit **eHealthSask.ca** and select the **MySaskHealthRecord** tab (eHealthSask.ca/MySaskHealthRecord).



2. Select the **“Log In”** button to log into your MySaskHealthRecord account.



3. Log in using your Saskatchewan.ca username and password.

The screenshot shows the 'Saskatchewan Account Login' page. On the left, there is a login form with fields for 'Email or Username' and 'Password', a 'Show' button for the password, a 'Forgot Password?' link, a yellow 'Sign In' button, an 'Or' separator, and a 'Create Account' button. On the right, there is a message: 'A Saskatchewan Account provides simple and secure access to government online services.' Below this is a video player titled 'About Saskatchewan.ca Account' with 'Watch later' and 'Share' options. The video shows a man and a woman holding a yellow star.

4. On the “My Services” page, select “Use Service” in the MySaskHealthRecord box.

The screenshot shows the 'My Services' page. At the top, there are tabs for 'My Services' (selected) and 'My Account'. Below the tabs, the heading 'My Services' is followed by a blue box with the text: 'Access a range of health online services by linking them to your account.' Below this is a box for 'MySaskHealthRecord' with a green bell icon. Inside this box, it says 'Access to your personal health information'. At the bottom of the 'MySaskHealthRecord' box, there is a blue button labeled 'Use Service' which is highlighted with a red rectangle.

5. Under the heading, “Tasks” select “View MySaskHealthRecord”.

The screenshot shows the 'MySaskHealthRecord' page. At the top, it says 'eHealth Account / Service Tasks'. Below this is the heading 'MySaskHealthRecord' followed by 'Access to your personal health information' and a link 'View Service Overview'. It also says 'Linked on: September 5, 2019'. On the left, there is a sidebar with links: 'Tasks' (highlighted with a red box), 'Notifications', and 'Terms and Conditions'. In the main content area, under the 'Tasks' heading, there is a box for 'MySaskHealthRecord' with a link 'View MySaskHealthRecord' (highlighted with a red box). Below this is a link 'Unlink Service' with a note: '*Unlink Service* removes the service from your account. This will not delete your MySaskHealthRecord data.' At the bottom, there is a 'Contact Us' section with a link 'MySaskHealthRecord Support'.

Register for MySaskHealthRecord

6. You now have access to MySaskHealthRecord to view your personal health information.

MySaskHealthRecord Saskatchewan

Home Need Help? Welcome, [User Name] CT

Access and Print your COVID-19 Vaccination Certificate.
[Frequently Asked Questions](#) for COVID-19 vaccination records.

Warning: To help protect your information, please be sure to press the "Sign Out" button at the end of EVERY session and CLOSE your browser. If you receive an error message upon logout, please ensure all browser sessions are closed.

Stay up to date on the [latest COVID-19 information](#).

Welcome
MySaskHealthRecord gives you instant access to your medical information and personal health records. To help you get started, try selecting some of the icons displayed below to view or enter your data.

COVID-19 Vaccination Certificate

Clinical Visit History

Lab Test Results

Medical Imaging Reports

Immunization History

Prescription History

Recently Updated Data
Recently Updated Data displays the date new or updated information was uploaded to your MySaskHealthRecord.

Entered On	Item

Warning
To help protect your information, please be sure to press the "Sign Out" button at the end of EVERY session.
The health information on the MySaskHealthRecord site is for your information only, and should not be interpreted as a medical advice or used for self-diagnosis. The information you enter in the MySaskHealthRecord will not be viewed by your healthcare professional. In case of emergency, please contact your healthcare professional or dial 9-1-1.