

**Pour vous inscrire à MySaskHealthRecord (MonDossierSanté), veuillez utiliser un ordinateur de bureau ou portatif pour une expérience optimale. Après une inscription réussie, il est possible de se connecter au moyen d'ordinateurs et d'appareils mobiles (p. ex. téléphones intelligents, tablettes, etc.).**

- 1. Créez un compte Saskatchewan.ca en allant à [MySaskHealthRecord](#) et en sélectionnant « Create Account » (créer un compte). (**Attention** : Si vous avez déjà un compte Saskatchewan.ca, veuillez passer à l'étape 8.)**

**Register for a New MySaskHealthRecord Account**

Creating an account is a multi-step process. Please complete all steps before trying to log in.

For detailed instructions follow this Step-by-step Registration Guide.

MySaskHealthRecord is a website accessible via browser on computers, tablet and smartphones. For best success, use Chrome or Firefox as your browser.

**1** [Create a Saskatchewan.ca account.](#)

Your MySaskHealthRecord account is linked to your Saskatchewan.ca account. We've partnered with the Government of Saskatchewan to provide a single user name and password to access government services, including MySaskHealthRecord. If you already have a Saskatchewan.ca account, skip to Step 2 to validate your identity.

**LOG IN** **CREATE ACCOUNT**

- 2. Remplissez les champs suivants : First Name, Last Name, Email Address, Username, et Password (prénom, nom, adresse courriel, nom d'utilisateur et mot de passe).**

**Choose Account Details**

Use a unique username and your email address to identify your Saskatchewan Account.

First Name

Middle Name  Optional

Last Name

Email Address

Username

Password  Show

Choose a password at least 8 characters long.

It must contain at least three of the following:

- Uppercase (A-Z)
- Lowercase (a-z)
- Numbers (0-9)
- Special characters (such as # \$ ! @ ^ & \* % etc)

**Saskatchewan Support Code**

Choose a 4 digit code. Saskatchewan support codes are a helpful way for customer service to locate and verify your account when you contact us.


Show

4. **Acceptez les « Terms of use » (conditions d'utilisation) du gouvernement de la Saskatchewan** en cochant la case « I hereby accept and acknowledge » (par les présentes, j'accepte et je reconnais). Ensuite, cochez la case « I'm not a robot » (je ne suis pas un robot) pour compléter la vérification. Cliquez ensuite sur le bouton « Continue » (continuer).

Terms of Use

I hereby accept and acknowledge:

- The Saskatchewan Terms of Use and Privacy Policy
- I am providing my personal information to the Government of Saskatchewan's Ministry of Central Services ("Central Services") to create a Saskatchewan Account
- I consent to Central Services releasing this personal information to other Government of Saskatchewan entities/agencies if I request to use services offered by those entities/agencies.
- This consent remains valid unless I revoke it through written instruction to [onlineservices@gov.sk.ca](mailto:onlineservices@gov.sk.ca).
  - If I revoke my consent, I understand that I may not be able to access my Saskatchewan Account and the connected online services until I provide the required consent.
  - I authorize the Ministry of Central Services to notify other Government of Saskatchewan Ministries/Agencies of such revocation.
- It is my responsibility to keep my Saskatchewan Account up to date with my latest and most relevant profile information (e.g. name, address, phone number, email).
- If I am using a Saskatchewan Account assigned to me by an account administrator in the case of a business profile, different or additional terms may apply and the account administrator may access, modify or limit my ability to access that business profile.
- In connection with my use of the Saskatchewan Account, the Government of Saskatchewan may send me messages and other information from time to time. I may opt out of some of these communications.

I'm not a robot 

[Privacy Terms](#)

5. **Un message « Check Your Email » (vérifiez vos courriels) s'affichera à votre écran.** Lorsque vous verrez ce message, trouvez le message à l'adresse courriel que vous avez utilisée pour enregistrer votre compte Saskatchewan.ca.

## Check Your Email

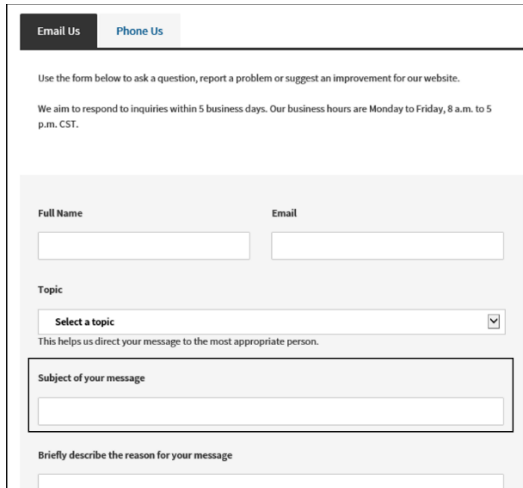
We've sent you an email to verify your Saskatchewan Account.

Click the link in the email and sign in to activate your Saskatchewan Account.

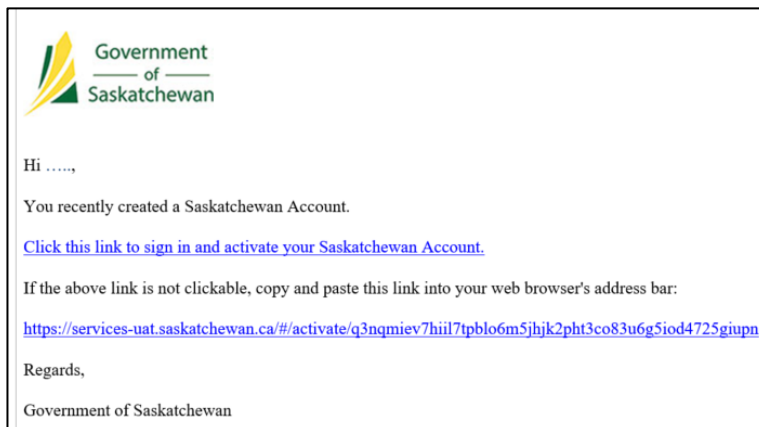
If you don't see the email, check your junk or spam folders.

[Return to Saskatchewan Account login.](#)

**Attention :** Le courriel d'activation peut prendre jusqu'à 10 minutes avant d'arriver dans votre boîte de réception. Si vous ne recevez pas de courriel d'activation dans votre boîte de réception, veuillez vérifier s'il est dans votre dossier de courriels indésirables/pourriels. Si le courriel d'activation manque toujours, essayez de vous inscrire à nouveau et assurez-vous que l'adresse courriel entrée est exacte. Vous pouvez également demander que le courriel d'activation vous soit renvoyé en vous rendant sur le site Web [Saskatchewan.ca/contact-us](https://www.saskatchewan.ca/contact-us). Dans le formulaire en ligne (exemple à la prochaine page), tapez l'objet : « Missing Activation Link » (lien d'activation manquant) et demandez que le lien d'activation soit encore une fois envoyé à l'adresse courriel enregistrée.



6. Ouvrez le courriel de [no-reply@saskatchewan.ca](mailto:no-reply@saskatchewan.ca) intitulé « Activate Your Saskatchewan Account » (activez votre compte en Saskatchewan) et sélectionnez « Click this link to sign in and activate your Saskatchewan Account » (cliquez sur ce lien pour vous connecter et activer votre compte de la Saskatchewan).




7. « **Your account has been successfully activated** » (votre compte a été activé) est le message que vous recevrez en sélectionnant le lien pour activer votre compte Saskatchewan.ca.

**Attention :** À la réception de ce message, fermez la page Web Saskatchewan.ca (NE PAS ouvrir de session sur votre compte Saskatchewan.ca pour le moment).



8. Visitez le site [eHealthSask.ca](https://eHealthSask.ca) et sélectionnez l'onglet **MySaskHealthRecord** ([eHealthSask.ca/MySaskHealthRecord](https://eHealthSask.ca/MySaskHealthRecord)). Poursuivez votre inscription à MySaskHealthRecord en cliquant sur le bouton « Validate Identity » (valider l'identité) à **Step 2** (étape 2).



### Validate your identity.

To validate your identity, you'll need a valid SGI driver's licence or non-driver's photo ID as well as an active Saskatchewan health card.

**VALIDATE IDENTITY**

Get [tips for validating your identity](#).

Once your account is activated, it can take **24-48 hours** for your health information to appear in MySaskHealthRecord.

9. Connectez-vous à votre compte [Saskatchewan.ca](https://Saskatchewan.ca) en utilisant votre nom d'utilisateur et votre mot de passe.

## Saskatchewan Account Login

Email or Username

Password

 Show


Forgot Password?

Sign In

Or

Create Account

A Saskatchewan Account provides simple and secure access to government online services.



10. Sur la page « My Services » (mes services), sélectionnez « Use Service » (utiliser le service) dans l'encadré MySaskHealthRecord.

### My Services

Access a range of health online services by linking them to your account.

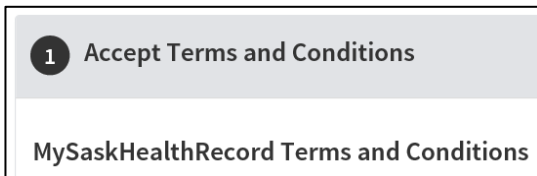
Edit

MySaskHealthRecord

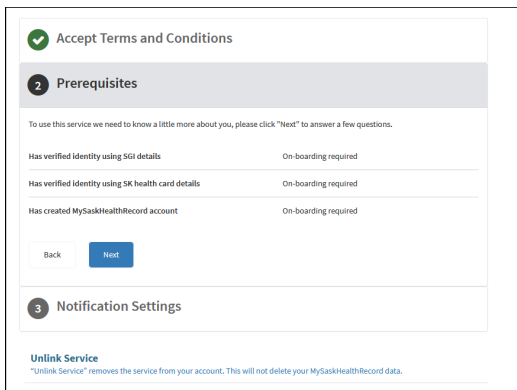
Access to your personal health information

**Use Service**

11. Faites défiler jusqu'au bas les « Terms and Conditions » (conditions générales) de MySaskHealthRecord, sélectionnez « I Consent » (je consens).



12. Passez en revue la liste des « Prerequisites » (conditions préalables) pour MySaskHealthRecord et sélectionnez « Next » (suivant).



13. Remplissez les champs suivants : Last Name, Given Names, Customer Number, et Validation Number (nom, prénoms, numéro de client et numéro de validation) pour vérifier les détails de votre pièce d'identité avec photo de SGI et cochez la case « Consent to Disclose » (consentement à divulguer). Sélectionnez ensuite « Next » (suivant). Votre nom de famille **doit correspondre** à celui qui figure sur la pièce d'identité avec photo de SGI et sur la carte d'assurance-maladie de la Saskatchewan. Entrez vos prénoms au complet tels qu'ils apparaissent sur votre pièce d'identité avec photo de SGI. Ceci peut inclure l'initiale d'un second prénom ou un second prénom.

Validate Your Account

Use your Saskatchewan Government Insurance (SGI) issued identification to validate your eHealth Account. Your personal information is strictly used for validation of this service.

**SGI Validation Details**

Enter your Name, Customer Number and Validation Number as it appears on your SGI Driver's Licence or SGI Non-driver Photo ID.

Last Name

Given Names

Customer Number

Validation Number

Consent to Disclose:

I consent to the disclosure of my SGI issued driver's license or photo ID information to enable eHealth Saskatchewan to validate eHealth Account. eHealth does not receive any specific information about you or where you live. We only receive general confirmation that you meet the minimum age requirements and are a resident of Saskatchewan. I certify that the driver's license or photo ID information provided is my personal information.

**Finding your Customer Number**

You can find the Customer Number on the front of your SGI-issued Driver's Licence or Identity Card (see 1 below).

**Finding your Validation Number**

**For cards issued before April 2018**

You can find the Validation Number on the front of SGI-issued Driver's Licence or Identity Card (see 2 above).

**For cards issued after April 2018**

You can find the Validation Number on the back of SGI-issued Driver's Licence or Identity Card (see below).

(suivant). Votre nom de famille **doit correspondre** à celui qui figure sur la pièce d'identité avec photo de SGI et sur la carte d'assurance-maladie de la Saskatchewan. Entrez vos prénoms au complet tels qu'ils apparaissent sur votre pièce d'identité avec photo de SGI. Ceci peut inclure l'initiale d'un second prénom ou un second prénom.

**Attention :**

***Veillez vous assurer que votre pièce d'identité avec photo de SGI est la plus récente pièce d'identité que vous possédez et que vous entrez votre nom et numéro de validation exactement comme il apparaît sur la carte.***

***Les numéros de validation doivent comporter 10 chiffres; si votre numéro de validation n'a que 9 chiffres, veuillez ajouter un zéro devant le numéro.***

14. Passez en revue la liste des « Prerequisites » (conditions préalables) pour MySaskHealthRecord et sélectionnez « Next » (suivant).

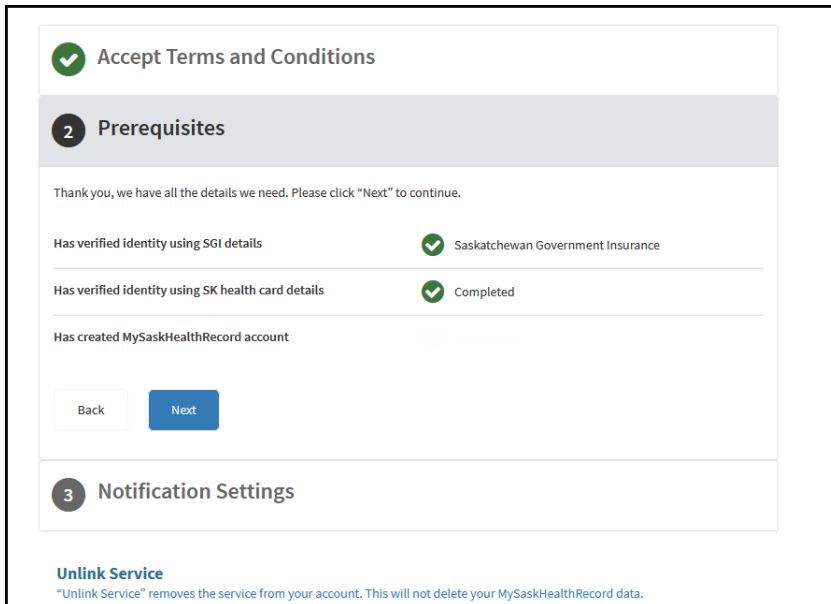
The screenshot shows a progress bar with three steps: 1. Accept Terms and Conditions (checked), 2. Prerequisites (active), and 3. Notification Settings. Below the progress bar, there is a message: "Thank you, we have all the details we need. Please click 'Next' to continue." There are three rows of prerequisites, each with a checkbox and a status indicator: "Has verified Identity using SGI details" (checked), "Has verified Identity using SK health card details" (checked), and "Has created MySaskHealthRecord account" (checked). At the bottom, there are "Back" and "Next" buttons. Below the form, there is a section for "Unlink Service" with a note: "Unlink Service" removes the service from your account. This will not delete your MySaskHealthRecord data.

15. Vérifiez les renseignements sur votre carte d'assurance-maladie et sélectionnez « Next » (suivant). Veuillez vous assurer d'inscrire votre nom au complet. N'utilisez pas d'initiales ou de noms abrégés. De plus, veuillez ne pas ajouter d'espaces dans le numéro de la carte d'assurance-maladie ou le code postal.

**Attention :** Vos renseignements seront vérifiés par rapport aux détails associés à votre carte d'assurance-maladie de la Saskatchewan. Si des changements doivent être apportés aux renseignements relatifs à votre carte, veuillez consulter le site [eHealthSask.ca/residents/health-cards](https://www.ehealthsask.ca/residents/health-cards). Toute mise à jour des renseignements relatifs à votre carte d'assurance-maladie nécessitera 24 heures avant que des changements ne prennent effet. Veuillez donc attendre au moins 24 heures avant de poursuivre votre inscription.

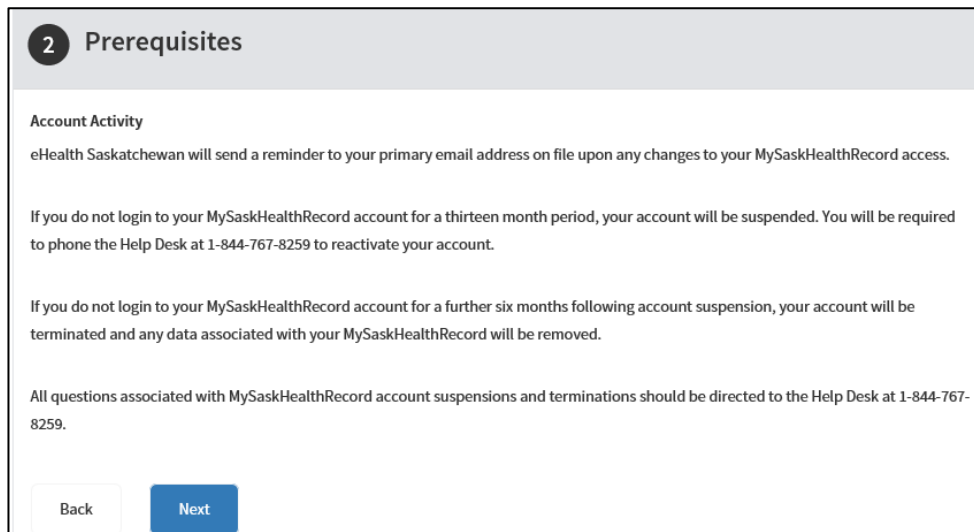
The screenshot shows the "Prerequisites" step with the following text: "The following information must match the information associated with your Saskatchewan health card." Below this, there is a note: "Please note that longer names may be shortened to fit on Saskatchewan health cards. For example, the name MaryAnne Poppins may display on the health card as 'MaryAn Poppin', but 'MaryAnne Poppins' should be used to complete the fields below." There is a link: "If you need to update your Saskatchewan health card information, you can visit [https://www.ehealthsask.ca/residents/health-cards/Pages/Update-or-Replace-a-Health-Card.aspx](\"https://www.ehealthsask.ca/residents/health-cards/Pages/Update-or-Replace-a-Health-Card.aspx\"). Please allow at least 24 hours for any updates or changes to take effect." The form contains the following fields: "First Name", "Middle Name" (Optional), "Last Name", "Date of Birth (yyyy-mm-dd)", "Health Card Number", "Phone Number" (Optional), "Mailing Address", "City / Town / RM", "Postal Code / ZIP Code", and "Province" (dropdown menu). At the bottom, there are "Back" and "Next" buttons.

16. Passez en revue la liste des « Prerequisites » (conditions préalables) pour MySaskHealthRecord et sélectionnez « Next » (suivant).



The screenshot shows a progress bar at the top with three steps: 1. Accept Terms and Conditions (completed), 2. Prerequisites (current step), and 3. Notification Settings. Below the progress bar, a message reads: "Thank you, we have all the details we need. Please click 'Next' to continue." There are three rows of prerequisites, each with a green checkmark: "Has verified identity using SGI details" (Saskatchewan Government Insurance), "Has verified identity using SK health card details" (Completed), and "Has created MySaskHealthRecord account". At the bottom, there are "Back" and "Next" buttons. Below the main content area, there is a section titled "Unlink Service" with a note: "Unlink Service" removes the service from your account. This will not delete your MySaskHealthRecord data.

17. Le message « Account Activity » (activité du compte) s'affichera après validation des détails associés à votre carte d'assurance-maladie. Lisez les énoncés et sélectionnez « Next » (suivant).



The screenshot shows the "Prerequisites" screen with the second step, "Account Activity", highlighted. The text reads: "Account Activity", "eHealth Saskatchewan will send a reminder to your primary email address on file upon any changes to your MySaskHealthRecord access.", "If you do not login to your MySaskHealthRecord account for a thirteen month period, your account will be suspended. You will be required to phone the Help Desk at 1-844-767-8259 to reactivate your account.", "If you do not login to your MySaskHealthRecord account for a further six months following account suspension, your account will be terminated and any data associated with your MySaskHealthRecord will be removed.", "All questions associated with MySaskHealthRecord account suspensions and terminations should be directed to the Help Desk at 1-844-767-8259." At the bottom, there are "Back" and "Next" buttons.

18. Vous recevrez la confirmation que toutes les conditions préalables sont remplies. Sélectionnez « Next » (suivant).

**2 Prerequisites**

Thank you, we have all the details we need. Please click "Next" to continue.

Has verified identity using SGI details	✓	Saskatchewan Government Insurance
Has verified identity using SK health card details	✓	
Has created MySaskHealthRecord account	✓	

19. Sélectionnez « Next » (suivant) sur la page « Notification Settings » (paramètres de notification).

**3 Notification Settings**

Please let us know how you would like to be alerted to any notifications regarding your account. No private or sensitive information will be sent in these messages.

By Email

By SMS

20. Votre demande MySaskHealthRecord est maintenant complète. Sélectionnez « Apply » (présenter la demande).

✓ Accept Terms and Conditions

✓ Prerequisites

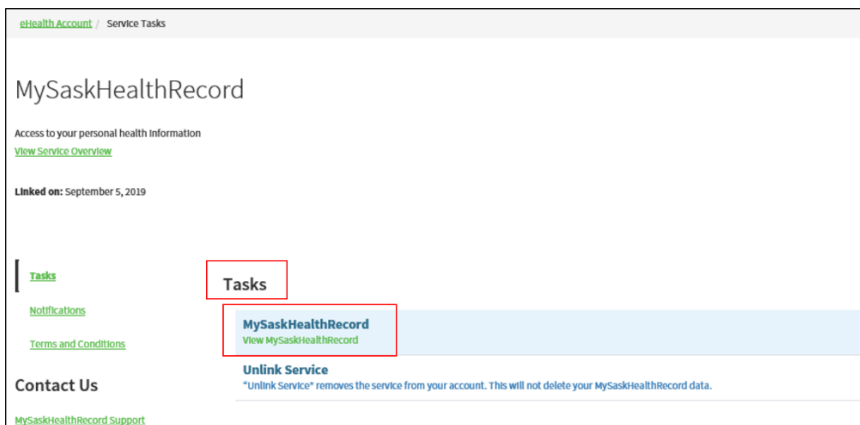
✓ Notification Settings

**4 Your application has been completed**

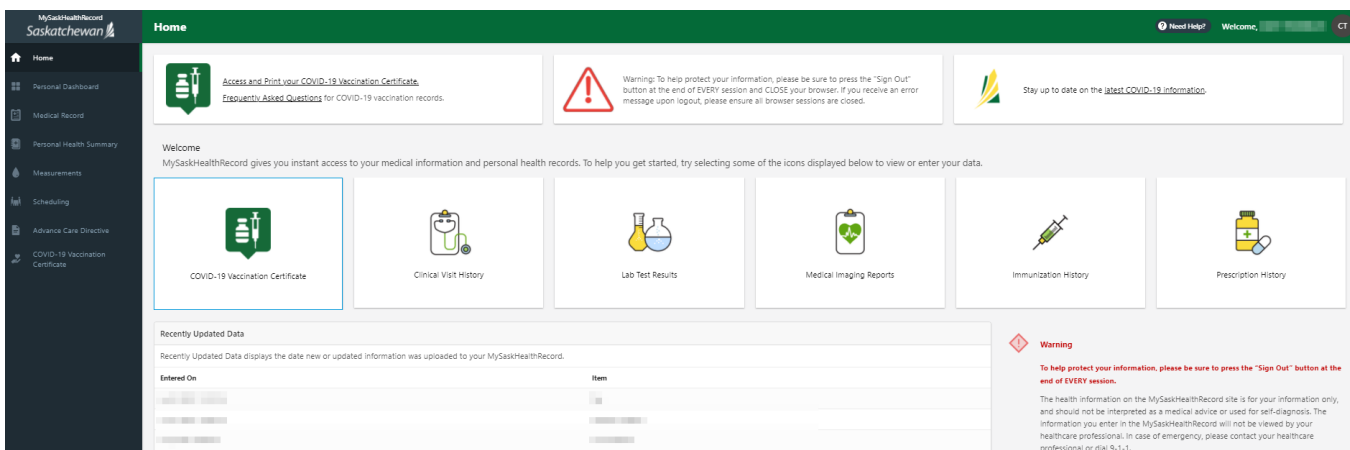


21. Sous la rubrique « Tasks » (tâches), sélectionnez « View MySaskHealthRecord » (afficher MonDossierSanté).

**Attention :** Veuillez prévoir jusqu'à 24 heures avant que les données provinciales soient disponibles.



22. Vous avez maintenant accès à MySaskHealthRecord pour consulter vos renseignements personnels sur la santé.



## Ouvrir une session MySaskHealthRecord

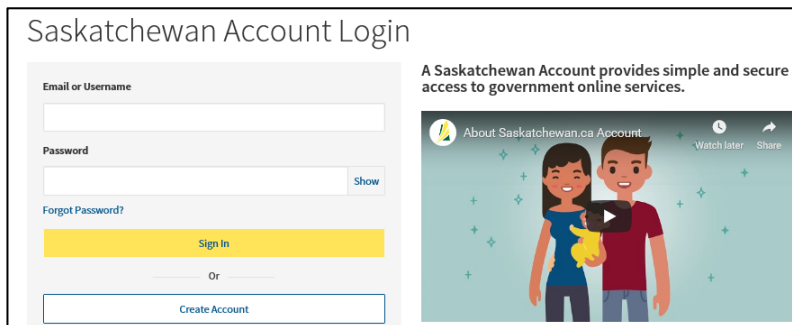
1. Visitez le site [eHealthSask.ca](http://eHealthSask.ca) et sélectionnez l'onglet MySaskHealthRecord ([eHealthSask.ca/MySaskHealthRecord](http://eHealthSask.ca/MySaskHealthRecord)).

The screenshot shows the eHealth Saskatchewan website. The top navigation bar includes links for Residents, Health Care Providers, Health Data and Analytics, MySaskHealthRecord, About Us, and Privacy and Access to Information. A search bar is located in the top right. Below the navigation bar, there is a section for COVID-19 vaccination certificates with several bullet points. The main content area is divided into two columns. The left column features a 'Take Your Health In Your Hands' banner with the MySaskHealthRecord logo and a grid of services for residents: Health Cards, Births, Marriages, and Deaths. The right column features a 'Services for Health Care Providers' banner with a list of services including eHR Viewer, Pharmaceutical Information Program, Picture Archiving and Communication System, Panorama, Electronic Medical Records, Chronic Disease Management, Telehealth, Access Account Request Forms, Resources for Health Care Providers, and EMR Interoperability. A 'Service Desk' link is also present.

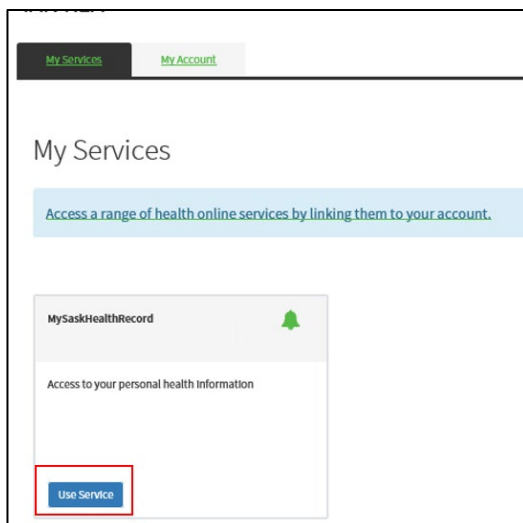
2. Sélectionnez le bouton « Log In » (ouvrir une session) pour vous connecter à votre compte MySaskHealthRecord.

The screenshot shows the MySaskHealthRecord login and registration page. On the left, there is a navigation menu with links for About, Register For Your Account, How to Use MySaskHealthRecord, Get Your COVID-19 Vaccination Record, Using the SK Vax Wallet & SK Vax Verifier Apps, Access Your Child's MySaskHealthRecord, Health Care Providers, Update your COVID-19 Immunization Record, and MySaskHealthRecord Support. Below the menu, there is a 'LOG IN' button. The main content area is divided into two columns. The left column contains a 'Register for a new account' section with a multi-step process and a 'Log in to an existing account' section with a 'LOG IN' button. The right column contains a 'Having trouble registering?' section with a link to the online Support Form. The top right section lists requirements for registration: Be 14 years of age or older, AND Have a valid SGI driver's licence or SGI photo ID card, AND Have an active Saskatchewan health card, AND Have your own individual email address. A 'Step-by-step registration guide' link is also present.

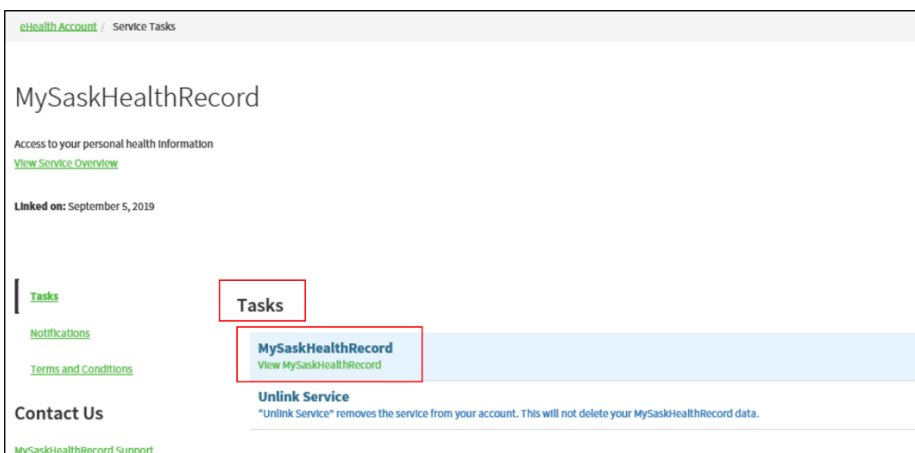
3. Ouvrez une session en utilisant votre nom d'utilisateur et votre mot de passe pour Saskatchewan.ca.



4. Sur la page « My Services » (mes services), sélectionnez « Use Service » (utiliser le service) dans l'encadré MySaskHealthRecord.



5. Sous la rubrique « Tasks » (tâches), sélectionnez « View MySaskHealthRecord » (afficher MonDossierSanté).



## 6. Vous avez maintenant accès à MySaskHealthRecord pour consulter vos renseignements personnels sur la santé.

**Home** Need Help? Welcome, [User Name] CT

**Access and Print your COVID-19 Vaccination Certificate.**  
[Frequently Asked Questions](#) for COVID-19 vaccination records.

**Warning:** To help protect your information, please be sure to press the "Sign Out" button at the end of EVERY session and CLOSE your browser. If you receive an error message upon logout, please ensure all browser sessions are closed.

Stay up to date on the [latest COVID-19 information](#)

**Welcome**  
MySaskHealthRecord gives you instant access to your medical information and personal health records. To help you get started, try selecting some of the icons displayed below to view or enter your data.

- COVID-19 Vaccination Certificate
- Clinical Visit History
- Lab Test Results
- Medical Imaging Reports
- Immunization History
- Prescription History

**Recently Updated Data**  
Recently Updated Data displays the date new or updated information was uploaded to your MySaskHealthRecord.

Entered On	Item
[Redacted]	[Redacted]
[Redacted]	[Redacted]
[Redacted]	[Redacted]

**Warning**  
To help protect your information, please be sure to press the "Sign Out" button at the end of EVERY session.  
The health information on the MySaskHealthRecord site is for your information only, and should not be interpreted as a medical advice or used for self-diagnosis. The information you enter in the MySaskHealthRecord will not be viewed by your healthcare professional. In case of emergency, please contact your healthcare professional or dial 9-1-1.